

Managing your University learning experience

Talk 3



**Reading with
purpose**



We explore



The good habits of expert readers



Taking the 'Active' approach



Avoiding the 'Passive' approach



Ineffective strategies



Importance of writing summaries



The PQRR technique

The good habits of expert readers

Expert readers display the traits of the 'Active Learner'

The good habits of expert readers


Expert readers

..... always have **questions** composed in advance and then they 'interrogate' the book or article to find answers


..... write down summaries of key points frequently

..... critically evaluate new information in the context of information already in their memory and thereby create new connections


Active approach




Passive approach




Passive approach



Active approach

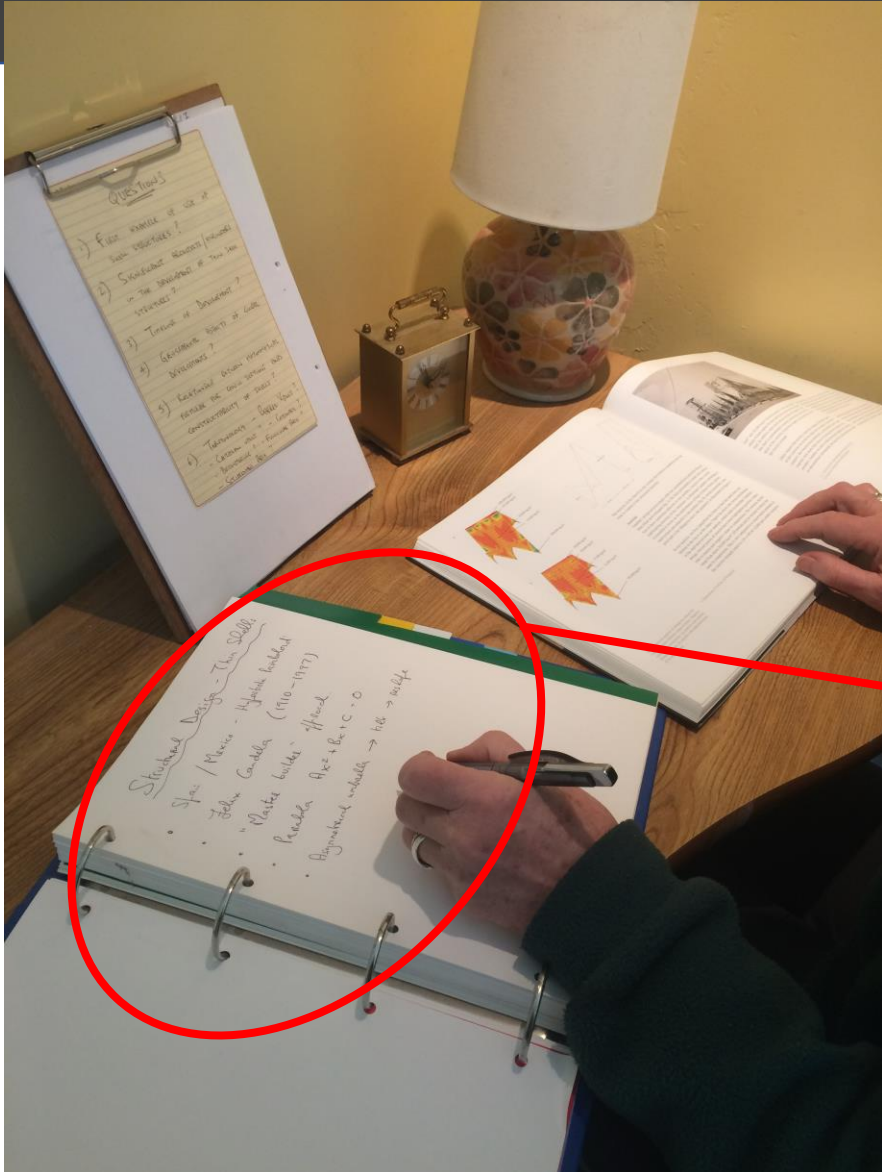


Active approach




Questions that you
have prepared,
specifically for this
study session

Active approach




Noting of key points of information that help to answer your study session questions

Active approach



Passive approach



Take the Active Learner approach – information seeker 😊

Take the Active Learner approach – information seeker

☺ Use **questions** that you compose in advance to guide your reading, and then read in a way that actively looks for answers to your questions



Take the Active Learner approach – information seeker

- ☺ Use **questions** that you compose in advance to guide your reading, and then read in a way that actively looks for answers to your questions
- ☺ Flick back and forth between the pages looking for those answers
- ☺
- ☺

Take the Active Learner approach – information seeker

- ☺ Use **questions** that you compose in advance to guide your reading, and then read in a way that actively looks for answers to your questions
- ☺ Flick back and forth between the pages looking for those answers
- ☺ Slow down when you encounter difficulty and re-read difficult sections until you understand information relevant to your questions
- ☺


Take the Active Learner approach – information seeker

- ☺ Use **questions** that you compose in advance to guide your reading, and then read in a way that actively looks for answers to your questions
- ☺ Flick back and forth between the pages looking for those answers
- ☺ Slow down when you encounter difficulty and re-read difficult sections until you understand information relevant to your questions
- ☺ Check your understanding of new knowledge to see if it makes sense in the context of your existing knowledge of the subject

Avoid the Passive approach – information taker







Avoid the Passive approach – information taker





 Do not read a textbook or technical article in the same way that you would read a novel, magazine or newspaper







Avoid the Passive approach – information taker

-  Do not read a textbook or technical article in the same way that you would read a novel, magazine or newspaper
-  Do not read without having formulated questions to be answered
- 
- 

Avoid the Passive approach – information taker

-  Do not read a textbook or technical article in the same way that you would read a novel, magazine or newspaper
-  Do not read without having formulated questions to be answered
-  Do not feel that you must read material in a strict, chronological sequence
- 

Avoid the Passive approach – information taker

-  Do not read a textbook or technical article in the same way that you would read a novel, magazine or newspaper
-  Do not read without having formulated questions to be answered
-  Do not feel that you must read material in a strict, chronological sequence
-  Do not read at the same pace regardless of difficulty of the material

Ineffective strategies

Ineffective strategies



Successful reading strategies will produce concise summaries of passages of text in your own words, that answer your predetermined research questions

Ineffective strategies

- ✓ Successful reading strategies will produce concise summaries of passages of text in your own words, that answer your predetermined research questions
- ✗ Any other strategies are mindless, waste time and cannot be effective in university learning

Ineffective strategies that waste time

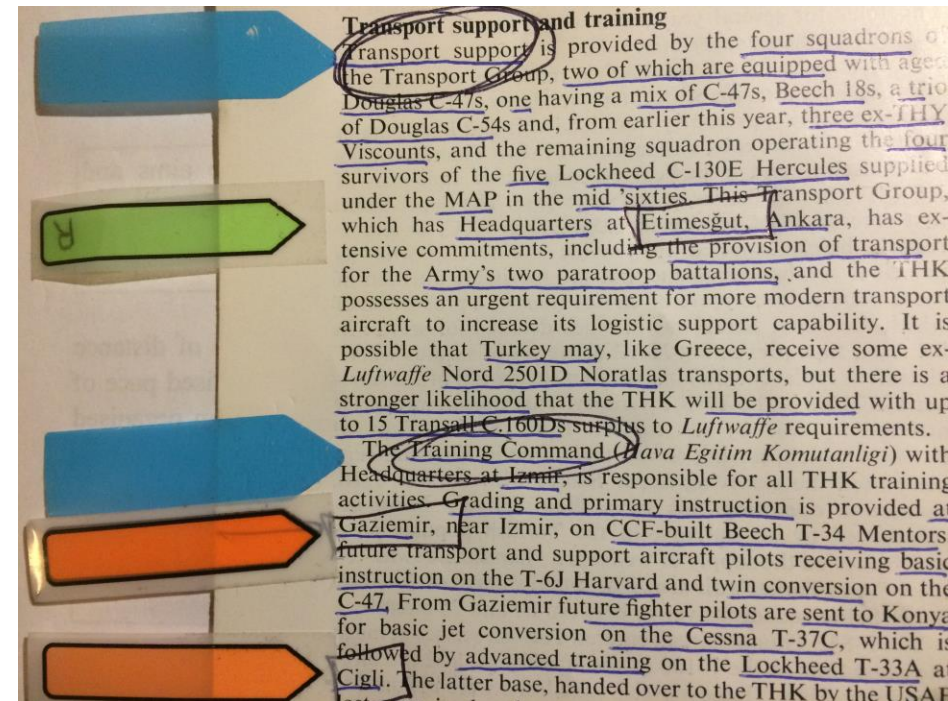
Do not waste your precious time



Underlining words or passages of text



Highlighting words or passages of text with coloured markers



Ineffective strategies that waste time

Do not waste your precious time




Transcribing material
from books, word for
word



Photocopying lots of
reading material




The importance of writing your own summaries



The importance of writing your own summaries

- Writing summaries forces you to think critically about what you are reading and distinguish relevant material (answering your self-composed research questions) from information that does not matter
- Summarising in your own words help you link the new information to existing information, stored in your memory
- Summaries reduce the amount of material you have to learn



The PQRR technique for effective reading

- The good habits of the Active Learner may be seen in a technique for effective reading proposed by Francis Robinson, Ohio State University
- The four-step “PQQR” technique

P

Q

R

R

P Preview

Q

R

R

P

Q Question

R

R

P

Q

R **Read**

R

P

Q

R

R **Review**

The PQRR technique for effective reading

P **Preview**

Q **Question**

R **Read**

R **Review**

PQRR Preview

P Skim through the chapter of the book or the technical paper for a few minutes. Get a sense of what to expect.

*This activates what may already be in your memory
(background knowledge)*

*That will establish connections in your mind that will
make it easier to retrieve the information from your
memory*

PQRR Preview

- P** Structure – how is the information organised?
- P** Facts, data, trends – what quick impressions from
photographs, tables, graphs?
- P** Summary – what is in the abstract or conclusions?

PQRR Question

Q After the preview, write down a few specific questions that you want to answer, before you start to read

Such questions will

- switch on your concentration system*
- heighten your curiosity*
- raise your motivation to study the text*
- prepare your memory to store the new information*

PQRR Read

- R** Read carefully watching out for relevant information that helps to answer your questions
- R** Write down information that seems relevant
- R** If something does not make sense scan both back and forward to find material that helps you to understand the point
- R** Pause occasionally to note what you have learned so far
- R** Summarise the relevant information

PQRR Review

- R** Review what you have learned in respect of the questions you wrote down
- R** Try to find another book or technical paper that also addresses your questions and read it quickly checking if it seems to reinforce the understanding you reached in your summaries

The PQRR technique for effective reading

P **Preview**

Q **Question**

R **Read**

R **Review**

**The active
learner's
guide to
effective
reading during
study sessions**

**The active
learner's
guide to
effective
reading during
study sessions**

1. 'Interrogate' what you are reading to find answers to pre-determined questions, that you have already set for your own learning

**The active
learner's
guide to
effective
reading during
study sessions**

1. 'Interrogate' what you are reading to find answers to pre-determined questions, that you have already set for your own learning
2. Frequently write down summaries of key points

The active learner's guide to effective reading during study sessions

1. 'Interrogate' what you are reading to find answers to pre-determined questions, that you have already set for your own learning
2. Frequently write down summaries of key points
3. Try to connect new information on a topic with that already in your memory on the same topic

The active learner's guide to effective reading during study sessions

1. 'Interrogate' what you are reading to find answers to pre-determined questions, that you have already set for your own learning
2. Frequently write down summaries of key points
3. Try to connect new information on a topic with that already in your memory on the same topic
4. Use the PQRR technique: Preview, Question, Read, Review